

JERRY CANS NOT INCLUDED



Assemble as shown using the provided hardware



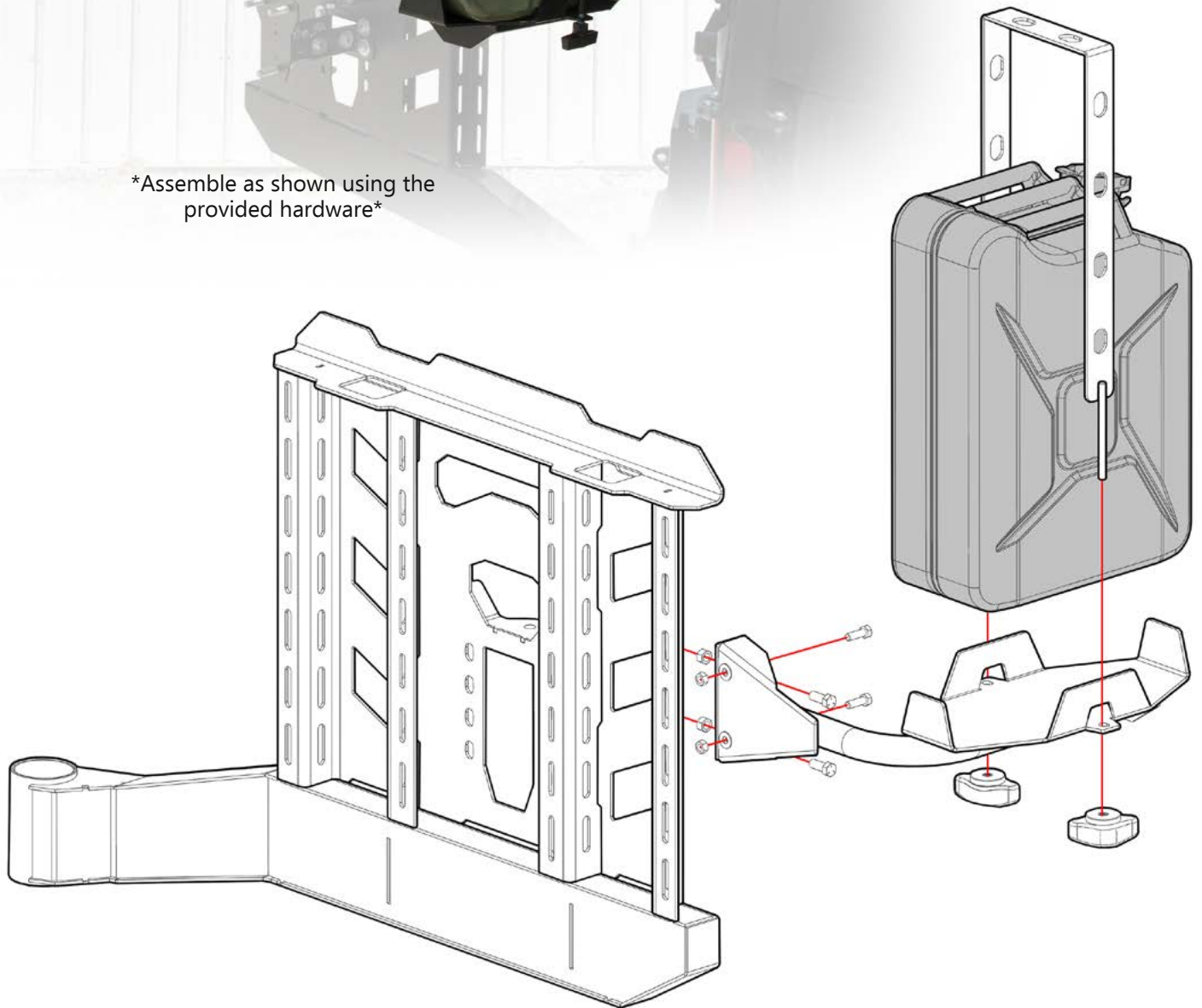
DESTROYER SERIES

JK

JL

SINGLE JERRY
CAN MOUNT

***PLEASE READ THROUGH THE
INSTRUCTIONS BEFORE BEGINNING
ANY PART OF THE INSTALLATION
PROCESS***



ITEM NO.	PART NUMBER	DESCRIPTION	QTY.
1	4JJC0700-01	DESTROYER JERRY CAN MOUNT DRIVER SIDE	1
2	4JJC0700-02	JERRY CAN STRAP	1

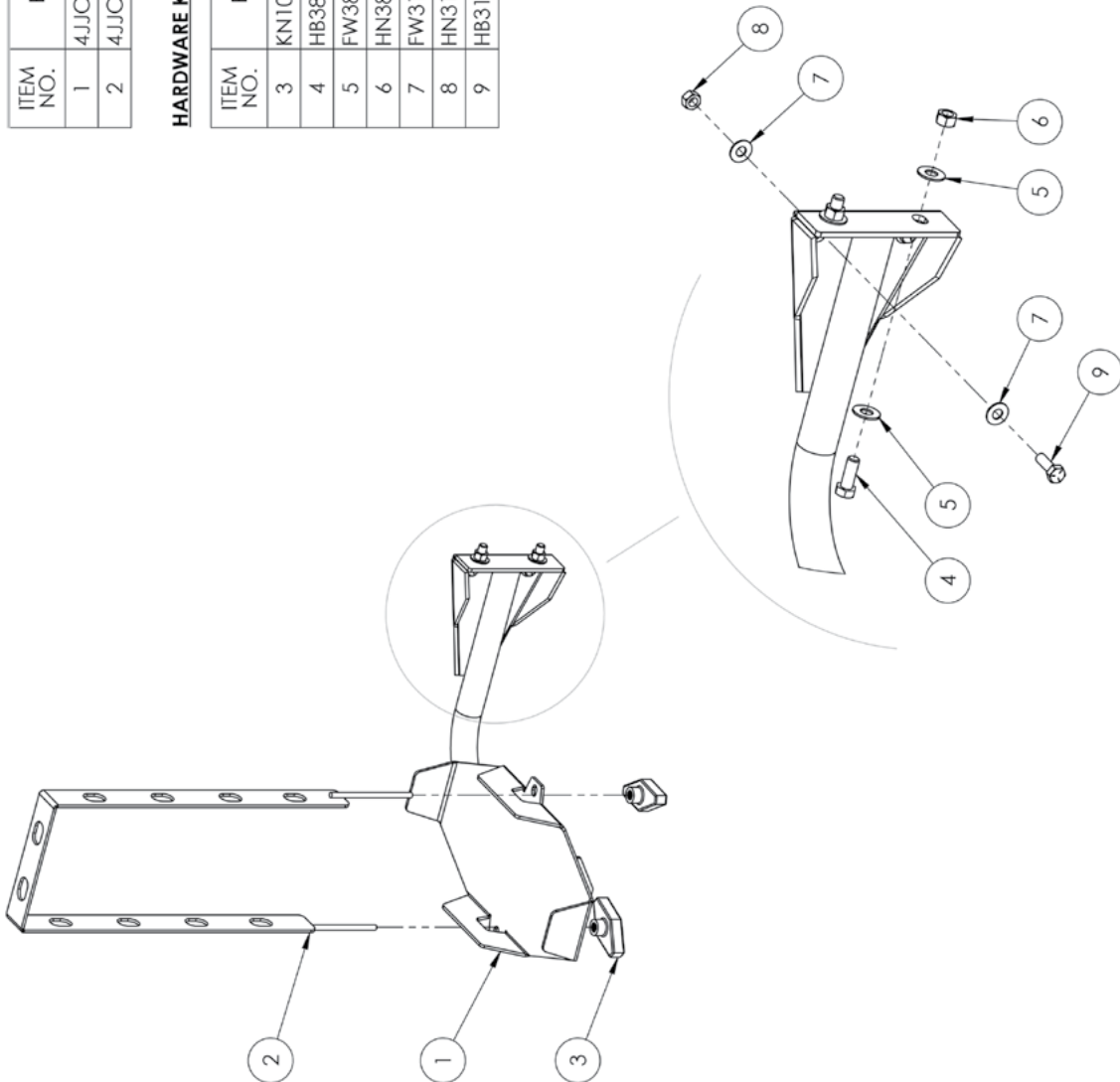
HARDWARE KIT

ITEM NO.	PART NUMBER	DESCRIPTION	QTY.
3	KN1000	PLASTIC KNOB 3/8-16 INTERNAL THREAD	2
4	HB381616ZPGR5	HEX BOLT 3/8-16 X 1.00 ZINC PLATE GR5	2
5	FW3814ZP	FLAT WASHER Ø3/8" X .875 ZINC PLATE	4
6	HN3816ZPGR5	HEX NUT 3/8-16 ZINC PLATE GR5	2
7	FW3112ZP	FLAT WASHER Ø5/16" X .75" ZINC PLATE	4
8	HN3118ZPGR5	HEX NUT 5/16-18 ZINC PLATE GR5	2
9	HB311816ZPGR5	HEX BOLT 5/16-18 X 1.00 ZINC PLATE GR5	2

NOTES:

1. JJC0710 = BARE STEEL OPTION
2. JJC0711 = BLACK POWDER COAT OPTION

DESTROYER 5 GALLON JERRY CAN MOUNT (DRIVER SIDE)
 JJC0710
 JJC0711






JK/JL Jeep
DESTROYER SERIES
Single Jerry Can Mount
SHIPPING SHEET

Packaged by:

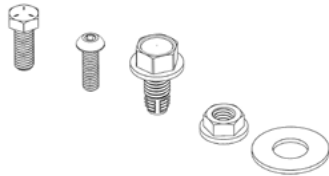
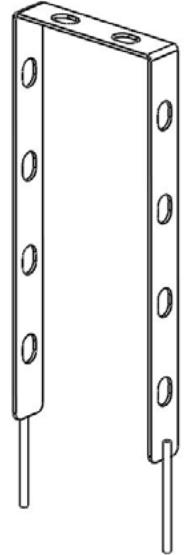
On:



Instruction
Booklet



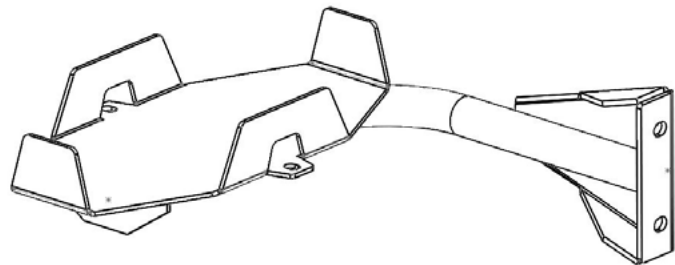
Jerry Can
Strap
(x1)



BOLT KIT
(may vary)

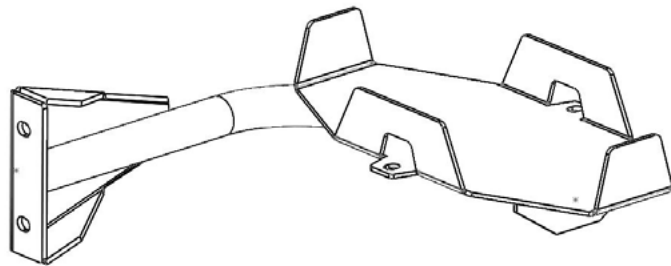


Driver Jerry
Can Mount
(x1)



Only one included

**CHECK OFF ONLY
SHIPPED ITEMS**



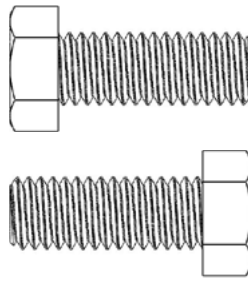
Passenger Jerry
Can Mount
(x1)



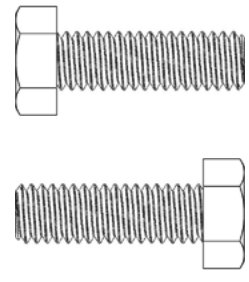
**JK/JL Jeep
DESTROYER SERIES**
Single Jerry Can Mount

Bolt Kit
Packaged by:

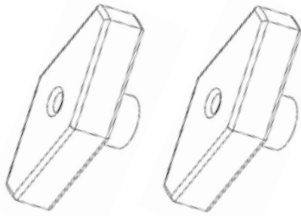
On:



Hex Bolt
3/8"-16 x 1"
(x2)

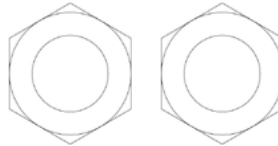


Hex Bolt
5/16"-18 x 1"
(x2)



3/8"-16
Threaded
Knob

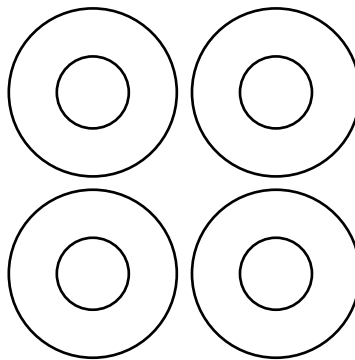
(x2)



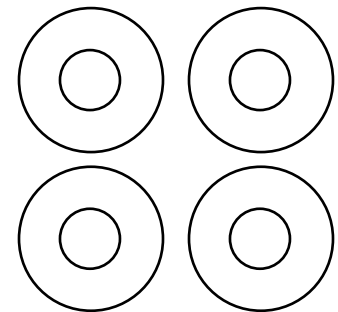
Hex Nut
3/8"-16
(x2)



Hex Nut
5/16"-18
(x2)



Flat Washer
3/8" x 0.875"
(x4)



Flat Washer
5/16" x 0.75"
(x4)

